

Managerial Accounting

Twelfth

Edition

Ray H. Garrison, D.B.A., CPA

Professor Emeritus
Brigham Young University

Eric W. Noreen, Ph.D., CMA

Professor Emeritus
University of Washington

Itv 0' "Vsi'Vl

Peter C. Brewer, Ph.D., CPA

Miami University—Oxford, Ohio

HOCHSCHULE
LIECHTENSTEIN



Boston Burr Ridge, IL Dubuque, IA Madison, WI New York San Francisco St. Louis
Bangkok Bogota Caracas Kuala Lumpur Lisbon London Madrid Mexico City
Milan Montreal New Delhi Santiago Seoul Singapore Sydney Taipei Toronto



Managerial Accounting and the Business Environment 1

Globalization 2
 Strategy 4
 The Work of Management and the Need for Managerial Accounting Information 5
 Planning 6
 Directing and Motivating 6
 Controlling 6
 The End Results of Managers' Activities 7
 The Planning and Control Cycle 7

Comparison of Financial and Managerial Accounting

Emphasis on the Future 7
 Relevance of Data 9
 Less Emphasis on Precision 9
 Segments of an Organization 9
 Generally Accepted Accounting Principles (GAAP) 9
 Managerial Accounting—Not Mandatory 9

Organizational Structure 10

Decentralization 10
 The Functional View of Organizations 10
 Line and Staff Relationships 11
 The Chief Financial Officer 11

Process Management 12

Lean Production 13
 The Lean Thinking Model 13
 The Theory of Constraints (TOC) 15
 Six Sigma 16

Technology in Business 17

E-Commerce 17
 Enterprise Systems 19

The Importance of Ethics in Business 19

Code of Conduct for Management Accountants 21
 Company Codes of Conduct 23
 Codes of Conduct on the International Level 24

Corporate Governance 25

The Sarbanes-Oxley Act of 2002 25

The Certified Management Accountant (CMA) 28

Enterprise Risk Management 27
 Identifying and Controlling Business Risks 27

Summary 29
Glossary 30
Questions 31
Exercises 31
Problems 33
Research and Application 36

214
 221

Research and Application 36



Cost Terms, Concepts, and Classifications 38

General Cost Classifications 39
 Manufacturing Costs 39
 Direct Materials 39
 Direct Labor 40
 Manufacturing Overhead 41
 Nonmanufacturing Costs 41

Product Costs versus Period Costs 41
 Product Costs 42
 Period Costs 42
 Prime Cost and Conversion Cost 42

Cost Classifications on Financial Statements 45

The Balance Sheet 45
 The Income Statement 46
 Schedule of Cost of Goods Manufactured 47

Product Cost Flows 49

Inventoriable Costs 50
 An Example of Cost Flows 50

Cost Classifications for Predicting Cost Behavior 51

Variable Cost 52
 Fixed Cost 53

Cost Classifications for Assigning Costs to Cost Objects 55

- Direct Cost 55
- Indirect Cost 56

Cost Classifications for Decision Making 56

- Differential Cost and Revenue 56
- Opportunity Cost 58
- Sunk Cost 58

Summary 59

Review Problem 1: Cost Terms 59

Review Problem 2: Schedule of Cost of Goods Manufactured and Income Statement 60

Glossary 62

Appendix 2A: Further Classification of Labor Costs 63

Appendix 2B: Cost of Quality 64

Glossary (Appendix 2B) 72

Questions 73

Exercises 73

Problems 78

Cases 88

Research and Application 90

- Applying Manufacturing Overhead 105
 - The Concept of a Clearing Account* 106
- Nonmanufacturing Costs 107
- Cost of Goods Manufactured 107
- Cost of Goods Sold 108
- Summary of Cost Flows 108

Problems of Overhead Application 112

- Underapplied and Overapplied Overhead 112
- Disposition of Underapplied or Overapplied Overhead Balances 113
 - Closed Out to Cost of Goods Sold* 114
 - Allocated between Accounts* 114
- A General Model of Product Cost Flows 115
- Multiple Predetermined Overhead Rates 115

Job-Order Costing in Service Companies

Use of Information Technology 116

Summary 118

Review Problem: Job-Order Costing 118

Glossary 121

Appendix 3A: The Predetermined Overhead Rate and Capacity 122

Questions 124

Exercises 124

Problems 131

Cases 144

Research and Application 148

Chapter

3

Systems Design: Job-Order Costing 91

Process and Job-Order Costing 92

- Process Costing 92
- Job-Order Costing 93

Job-Order Costing—An Overview 93

- Measuring Direct Materials Cost 94
- Job Cost Sheet 94
- Measuring Direct Labor Cost 96
- Application of Manufacturing Overhead 97
 - Using the Predetermined Overhead Rate* 98
- The Need for a Predetermined Rate 98
- Choice of an Allocation Base for Overhead Cost 99
- Computation of Unit Costs 101
- Summary of Document Rows 101

Job-Order Costing—The Flow of Costs 101

- The Purchase and Issue of Materials 101
 - Issue of Direct and Indirect Materials* 103
- Labor Cost 103
- Manufacturing Overhead Costs 104

Chapter

4

Systems Design: Process Costing 149

Comparison of Job-Order and Process Costing 150

- Similarities between Job-Order and Process Costing 150
- Differences between Job-Order and Process Costing 150

Cost Flows in Process Costing 151

- Processing Departments 151
- The Flow of Materials, Labor, and Overhead, Costs 152
- Materials, Labor, and Overhead Cost Entries 153
 - Materials Costs* 153
 - Labor Costs* 153
 - Overhead Costs* 153
 - Completing the Cost Flows* 154




Equivalent Units of Production 154 *Weighted-Average Method 156*

Compute and Apply Costs 158
Cost per Equivalent Unit—Weighted-Average Method 158
Applying Costs—Weighted-Average Method 159

Operation Costing 160
Summary 160
Review Problem: Process Cost Flows and Costing Units 161
Glossary 163

Appendix 4A: FIFO Method 163

Appendix 4B: Service Department Allocations 168
Questions 172
Exercises 172
Problems 178
Cases 183
Research and Application 186



Cost Behavior: Analysis and Use 187

Types of Cost Behavior Patterns 188
Variable Costs 188
The Activity Base 189
Extent of Variable Costs 191

True Variable versus Step-Variable Costs 191
True Variable Costs 191
Step-Variable Costs 191
The Linearity Assumption and the Relevant Range 192

Fixed Costs 193
Types of Fixed Costs 194
Committed Fixed Costs 195
Discretionary Fixed Costs 195
The Trend toward Fixed Costs 196
Is Labor a Variable or a Fixed Cost? 196

Fixed Costs and the Relevant Range 197
Mixed Costs 199

The Analysis of Mixed Costs 201
Diagnosing Cost Behavior with a Scattergraph Plot 203

The High-Low Method 206
The Least-Squares Regression Method 208
Multiple Regression Analysis 210

The Contribution Format Income Statement 210
Why a New Income Statement Format? 210
The Contribution Approach 211
Summary 211
Review Problem 1: Cost Behavior 212
Review Problem 2: High-Low Method 213
Glossary 214

Appendix 5A: Least-Squares Regression Using Microsoft® Excel 214
Questions 216
Exercises 217
Problems 221
Cases 227
Research and Application 230

Chapter

6



Cost-Volume-Profit Relationships 232

The Basics of Cost-Volume-Profit (CVP) Analysis 233
Contribution Margin 234
CVP Relationships in Graphic Form 236
Preparing the CVP Graph 236
Contribution Margin Ratio (CM Ratio) 238
Some Applications of CVP Concepts 239
Change in Fixed Cost and Sales Volume 239
Change in Variable Costs and Sales Volume 240
Change in Fixed Cost, Sales Price, and Sales Volume 241
Change in Variable Cost, Fixed Cost, and Sales Volume 242
Change in Selling Price 242

Break-Even Analysis 243
Break-Even Computations 243
The Equation Method 243
The Contribution Margin Method 244
Target Profit Analysis 244
The CVP Equation 244
The Contribution Margin Approach 245

The Margin of Safety 246

Contents

CVP Considerations in Choosing a Cost Structure 247

- Cost Structure and Profit Stability 247
- Operating Leverage 249

Structuring Sales Commissions 250

- Sales Mix 251**
- The Definition of Sales Mix 251
- Sales Mix and Break-Even Analysis 252

Assumptions of CVP Analysis 254

- Summary 254
- Review Problem: CVP Relationships 255
- Glossary 258
- Questions 258
- Exercises 258
- Problems 263
- Cases 271
- Research and Application 274

Chapter



Variable Costing: A Tool for Management 275

Overview of Absorption and Variable Costing 276

- Absorption Costing 276
- Variable Costing 276
- Selling and Administrative Expense 276
- Unit Cost Computations 277

Income Comparison of Absorption and Variable Costing 278

Extended Comparison of Income Data 280

Effect of Changes in Production on Net Operating Income 284

- Variable Costing 285
- Absorption Costing 285

Choosing a Costing Method 288

- The Impact on the Manager 288
- CVP Analysis and Absorption Costing Decision Making 289
- External Reporting and Income Taxes 290
- Advantages of Variable Costing and the Contribution Approach 291
- Variable Costing and the Theory of Constraints 291
- Impact of Lean Production 292

Summary 292

Review Problem: Contrasting Variable and Absorption Costing 293


Glossary 295

Questions 295

Exercises 296

Problems 299

Cases 306



Activity-Based Costing: A Tool to Aid Decision Making 309

Activity-Based Costing: An Overview 310
How Costs Are Treated under Activity-Based Costing 311

- Nonmanufacturing Costs and Activity-Based Costing 311
- Manufacturing Costs and Activity-Based Costing 311
- Cost Pools, Allocation Bases, and Activity-Based Costing 311

Designing an Activity-Based Costing (ABC) System 313

Steps for Implementing Activity-Based Costing 316

- Step 1: Define Activities, Activity Cost Pools, and Activity Measures 316

The Mechanics of Activity-Based Costing 318

- Step 2: Assign Overhead Costs to Activity Cost Pools 318
- Step 3: Calculate Activity Rates 321
- Step 4: Assign Overhead Costs to Cost Objects 322
- Step 5: Prepare Management Reports 324

Comparison of Traditional and ABC Product Costs 327

- * Product Margins Computed Using the Traditional Cost System 328
- The Differences between ABC and Traditional Product Costs 329

Targeting Process Improvements 332

Activity-Based Costing and External Reports 333

The Limitations of Activity-Based Costing 334

- Summary 335
- Review Problem: Activity-Based Costing 336
- Glossary 338

Appendix 8A: ABC Action Analysis 338

Summary 344 I*TMl«»IKl«J»«^J
 Review Problem: Activity Analysis Report 345
 Glossary (Appendix 8A) 346

Appendix 8B: Using a Modified Form of Activity-Based Costing to Determine Product Costs for External Reports 347

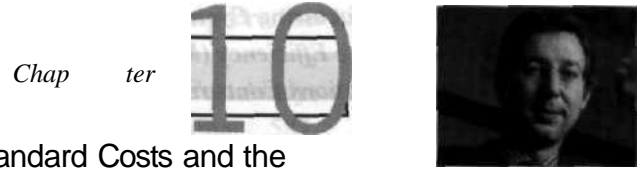
Questions 349 , . / M , ,
 Problems 360 rruwi O;c rating Assns w
 Cases 367
 Research and Application 370

Chapter  **13** **Us**
Profit Planning 371

The Basic Framework of Budgeting 372
 Advantages of Budgeting 372 U btsi vbA
 Responsibility Accounting 372 !mm
 Choosing a Budget Period 373 ,iiiiidi^x»
 The Self-imposed Budget 374 il bnn i/oD
 Human Factors in Budgeting 375
 The Budget Committee 377
 The Master Budget: An Overview 377

Preparing the Master Budget 379
 The Sales Budget 380 , , ,
 The Production Budget 381
 Inventory Purchases—Merchandising Firm 383
 The Direct Materials Budget 383
 The Direct Labor Budget 385
The Manufacturing Overhead Budget 386
 The Ending Finished Goods Inventory Budget 388 m 31dKOfIT
 The Selling and Administrative Expense Budget 388
 The Cash Budget 390
 The Budgeted Income Statement 393
 The Budgeted Balance Sheet 394

Summary 396 ,,,
 Review Problem: Budget Schedules 396
 Glossary 398
 Questions 399 gnomjt
 Exercises 399 _ ,
 Problems 402 Q^
 Cases 413
 Research and Application 416 * *?ff



Standard Costs and the Balanced Scorecard 417
Standard Costs—Management by Exception 419
 Who Uses Standard Costs? 420 _ n|

Setting Standard Costs 421
 N Idea! versus Practical Standards 421
 i; Setting Direct Materials Standards 422 rnv
 Setting Direct Labor Standards 423
 Setting Variable Manufacturing Overhead Standards 424
 Are Standards the Same as Budgets? 424

A General Model for Variance Analysis 424
 Price and Quantity Variances 425

Using Standard Costs—Direct Materials Variances 426
 Materials Price Variance—A Closer Look 428
 Isolation of Variances 428 * * «sc< W-
 Responsibility? for the Variance "428'
 Materials Quantity Variance—A Closer Look 429 i

Using Standard Costs—Direct Labor Variances 430
 Labor Rate Variance—A Closer Look 431
 Labor Efficiency Variance—A Closer Look 43>2ultiU

Using Standard Costs—Variable Manufacturing Overhead Variances 433
 Manufacturing Overhead Variances A Closer Look 434 ioY

Variance Analysis and Management by Exception 435
International Uses of Standard Costs 436
Evaluation of Controls Based on Standard Costs 437
 Advantages of Standard Costs 437 «att!#(livil3A
 Potential Problems with the Use of Standard Costs 437....

Balanced Scorecard 438
 Common Characteristics of Balanced Scorecards 437
 A Company's Strategy and the Balanced Scorecard 442
 Tying Compensation to the Balanced Scorecard 444
 Advantages of Timely and Graphic Feedback 444
 Some Measures of Internal Business Process Performance 446 A
 S Delivery Cycle Time 446'dvjvO lyj/i'] ni

Throughput (Manufacturing Cycle) Time 446 47
Manufacturing Cycle Efficiency (MCE) 447 ~ *
Some Final Observations Concerning the Balanced Scorecard 448

Summary 449
Review Problem: Standard Costs 449
Glossary 450

Appendix 10A: Journal Entries to Record Variances 452

£ 454
Exercises 454
Problems 460
Research and Application 473



Flexible Budgets and Overhead Analysis 474

Flexible Budgets 475
 Characteristics of a Flexible Budget 475
 Deficiencies of the Static Budget 476
 How a Flexible Budget Works 478
 Using the Flexible Budgeting Concept in Performance Evaluation 478
 The Measure of Activity—A Critical Choice 480

Variable Overhead Variances—A Closer Look 481

Actual versus Standard Hours 481
 Spending Variance Alone 482
Interpreting the Spending Variance 483
 Both Spending and Efficiency Variances 483
Interpreting the Efficiency Variance
Control of the Efficiency Variance 484
 Activity-Based Costing and the Flexible Budget 484


Overhead Rates and Fixed Overhead Analysis 485

Flexible Budgets and Overhead Rates 485
Denominator Activity 486
Computing the Overhead Rate 486
 Overhead Application in a Standard Cost System 487
 The Fixed Overhead Variances 487
 The Budget Variance—A Closer Look 488
 The Volume Variance—A Closer Look 489
 Graphic Analysis of Fixed Overhead Variances 490
 Cautions in Fixed Overhead Analysis 491

Overhead Variances and Underapplied or Overapplied Overhead Cost 491

Summary 492
Review Problem: Overhead Analysis 492
Glossary 495
Questions 495
Exercises 496
Problems 502
Cases 510

Chapter



Segment Reporting and Decentralization 515

Decentralization in Organizations 516

Advantages and Disadvantages of Decentralization 516

Responsibility Accounting 517

Cost, Profit, and Investment Centers 517
Cost Center 517
Profit Center 517
Investment Center 518

An Organizational View of Responsibility Centers 518

Decentralization and Segment Reporting 519

Building a Segmented Income Statement 520
 Levels of Segmented Statements 522
 Sales and Contribution Margin 524
 Traceable and Common Fixed Costs 524
Identifying Traceable Fixed Costs 524
Activity-Based Costing 525
 Traceable Costs Can Become Common Costs 525
 Segment Margin 526
 Segmented Financial Information in External Reports 528

Hindrances to Proper Cost Assignment 528

Omission of Costs 528
 Inappropriate Methods for Assigning Traceable Costs among Segments 529
Failure to Trace Costs Directly 529
Inappropriate Allocation Base 529
 Arbitrarily Dividing Common Costs among Segments 529

Evaluating Investment Center Performance—Return on Investment 530

- The Return on Investment (ROI) Formula 531
- Net Operating Income and Operating Assets Defined 531
- Understanding ROI 531
 - Example 1: Increased Sales without Any Increase in Operating Assets* 534
 - Example 2: Decreased Operating Expenses with No Change in Sales or Operating Assets* 534
 - Example 3: Decreased Operating Assets with No Change in Sales or Operating Expenses* 534
 - Example 4: Invest in Operating Assets to Increase Sales* 535
- ROI and the Balanced Scorecard 535
- Criticisms of ROI 536

Residual Income 537

- Motivation and Residual Income 538
- Divisional Comparison and Residual Income 535, 540
- Summary* 540
- Review Problem 1: Segmented Statements* 540
- Review Problem 2: Return on Investment (ROI) and Residual Income* 541

Appendix 12A: Transfer Pricing 543

- Review Problem 3: Transfer Pricing* 549
- Glossary (Appendix 12A)* 550

Appendix 12B: Service Department Charges 550

- Glossary (Appendix 12B)* 556
- Questions* 557
- Exercises* 557
- Problems* 565
- Cases* 574
- Research and Application* 576

Chapter **13**

Relevant Costs for Decision Making 577

Cost Concepts for Decision Making 578

- Identifying Relevant Costs and Benefits 578
- Different Costs for Different Purposes 579
- An Example of Identifying Relevant Costs and Benefits 580
- Reconciling the Total and Differential Approaches 582
- Why Isolate Relevant Costs? 584



Adding and Dropping Product Lines and Other Segments 585

- An Illustration of Cost Analysis 585
- A Comparative Format 587
- Beware of Allocated Fixed Costs 587

The Make or Buy Decision 588

- Strategic Aspects of the Make or Buy Decision 589
- An Example of Make or Buy 589

Opportunity Cost 591

Special Orders 592

Utilization of a Constrained Resource 594

- Contribution Margin per Unit of the Constrained Resource 594
- Managing Restraints 596
- The Problem of Multiple Constraints 597

Joint Product Costs and the Contribution Approach 597

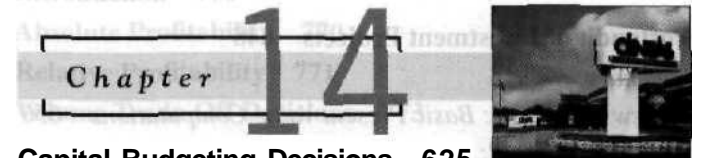
- The Pitfalls of Allocation 598
- Sell or Process Further Decisions 599

Activity-Based Costing and Relevant Costs 601

- Summary* 601
- Review Problem: Relevant Costs* 601
- Glossary* 602
- Questions* 603

Problems 611

- 6/S
- Problems* 611



Capital Budgeting Decisions 625

Capital Budgeting—Planning Investments 626

- Typical Capital Budgeting Decisions 626
- The Time Value of Money 626

Discounted Cash Flows—The Net Present Value Method 627

- The Net Present Value Method Illustrated 627
- Emphasis on Cash Flows 629
- Typical Cash Outflows 629
- Typical Cash Inflows 629
- Recovery of the Original Investment 630
- Simplifying Assumptions 631

Choosing a Discount Rate 631 H-
 An Extended Example of the Net Present Value
 Method 631 ; ^ ^ ^ .-,;iyV?!, ,sA

Discounted Cash Flows—The Internal Rate of Return Method 633

The Internal Rate of Return Method Illustrated 633
 Salvage Value and Other Cash Flows 634 _,
 Using the Internal Rate of Return 634 [nnif4 n
 The Cost of Capital as a Screening Tool 634
 Comparison of the Net Present Value and the Internal
 Rate of Return Methods 635

Expanding the Net Present Value Method 635

The Total-Cost Approach 635 " i
 The Incremental-Cost Approach 637 ^
 Least-Cost Decisions 637 -IT

Uncertain Cash Flows 639 rti bntt

An Example 639
 Real Options 640

Preference Decisions—The Ranking of Investment Projects 641

Internal Rate of Return Method 641
 Net Present Value Method 641 w

Other Approaches to Capital Budgeting Decisions 642

The Payback Method 642 UM
 Evaluation of the Payback Method 643
 An Extended Example of Payback 644 M-I,Wm i
 Payback and Uneven Cash Flows 645 55^8 wmO
 The Simple Rate of Return Method 646 .. 48 |
 Criticisms of the Simple Rate of Return 648

Postaudit of Investment Projects 648

Summary 649
 Review Problem 1: Basic Present Value Computations 650
 Review Problem 2: Comparison, of QapitQl Budgeting
 Methods 651 lijiri*^ \..> .•
 Glossary 652 MaM&wnk'gmnfVSJ&rrrSinxttyUi** tmHn**'-*

Appendix 14A: The Concept of Present Value 653

Glossary (Appendix 14A) 656

Appendix 14B: Present Value Tables 657

Appendix 14C: Income Taxes in Capital Budgeting Decisions 659 tfifl#illJI Uu

Glossary (Appendix 14C) 663 r W """"^ IIIU «««lqitti
 Questions 663 !!...*.....•... •~.pr
 Exercises 664 \i\
 Problems 670 i
 Cases 679 ;ixej

Chapter **15**



**"How Well Am I Doing?"
 Statement of Cash Rows 682**

The Basic Approach to a Statement of Cash Flows 684

Definition of Cash 684 *.....\...? _...!... ..* -
 Constructing the Statement of Cash Flows Using
 Changes in Noncash Balance Sheet Accounts 684

An Example of a Simplified Statement of Cash Flows 686

Constructing a Simplified Statement of Cash
 Flows 686
 The Need for a More Detailed Statement 688

Organization of the Full-Fledged Statement of Cash Flows 689

Operating Activities 689 ions 51 <> OW. numsnw'd
 Investing Activities 690 antmm\$& :\ msWmS
 Financing Activities 690 no muvjft •£ nv*UW\

Other Issues in Preparing the Statement of Cash Flows 691

Cash Flows: Gross or Net? 691 " _T 'r 'r 'r '-A
 Operating Activities: Direct or Indirect Method? 691 A
 (71117 WIU")

An Example of a Full-Fledged Statement of Cash Flows 692

Eight Basic Steps to Preparing the Statement of Cash
 Flows 692)
 Setting Up the Worksheet (Steps 1-4) 694 wvMVt-iuy
 Adjustments to Reflect Gross, Rather than Net, Amounts
 (Step 5) 695 m 7*7iC\
 Classifying Entries as Operating, Investing, or Financing
 Activities (Step 6) 696
 The Completed Statement of Cash Flows
 (Steps 7 and 8) 697:
 Interpretation of the Statement of Cash Flows 698
 Depreciation, Depletion, and Amortization 699

Summary 699

Review Problem 700

Glossary 702 < » - i -,;K.....-m - ^:

Appendix 15A: The Direct Method of Determining the Net Cash Provided by Operating Activities 703 JJQ

Questions 704 fnir/3ta<rgnrn^"-ias,tM l'j WJtnnxd nA
 Exercises 705 '••< 08?
 Problems 708 ^ ^ t f t t ^ gnli-jii
 Research and Application 715 Unisvatefl atefo*!

Chapter **M**



"How Well Am I Doing?" Financial Statement Analysis 716

Limitations of Financial Statement Analysis 717

- Comparison of Financial Data 717
- The Need to Look beyond Ratios 717

Statement in Comparative and Common-Size Form 718

- Dollar and Percentage Changes on Statements 718
- Common-Size Statements 721

Ratio Analysis—The Common Stockholder 723

- Earnings per Share 723
- Price-Earnings Ratio 724 *i. PI*
- Dividend Payout and Yield Ratios 724
 - The Dividend Payout Ratio 725*
 - The Dividend Yield Ratio 725*
- Return on Total Assets 725
- Return on Common Stockholders' Equity 726
- Financial Leverage 726
- Book Value per Share 726

Ratio Analysis—The Short-Term Creditor 728

- Working Capital 728
- Current Ratio 728
- Acid-Test (Quick) Ratio 729
- Accounts Receivable Turnover 730
- Inventory Turnover 730

Ratio Analysis—The Long-Term Creditor 731

- Times Interest Earned Ratio 731
- Debt-to-Equity Ratio 732

Summary of Ratios and Sources of Comparative Ratio Data 732

- Summary 734*
- Review Problem: Selected Ratios and Financial Leverage 734*
- Glossary 737*
- Questions 737*
- Exercises 737*
- Problems 742*
- Research and Application 751*

Appendix **A**

Pricing Products and Services 753

Introduction 754

The Economists' Approach to Pricing 754

- Elasticity of Demand 754
- The Profit-Maximizing Price 755

The Absorption Costing Approach to Cost-Plus Pricing 758

- Setting a Target Selling Price Using the Absorption Costing Approach 758
- Determining the Markup Percentage 759
- Problems with the Absorption Costing Approach 760

Target Costing 761

- Reasons for Using Target Costing 761
- An Example of Target Costing 762

- Summary 762*
- Glossary 763*
- Questions 763*
- Exercises 763*
- Problems 764*

Appendix **B**

Profitability Analysis 769

Introduction 770

Absolute Profitability 770

Relative Profitability 771

Volume Trade-Off Decisions 773

Managerial Implications 774

- Summary 777*
- Glossary 777*
- Questions 777*
- Exercises 777*
- Problems 779*
- Cases 781*
- Credits 782*
- Index 783*