

Manageria Accounting

• HOCHSCHULE
• LIECHTENSTEIN
Bibliothek

Chapter



Managerial Accounting and the Business Environment	1
Globalization	2
Strategy	4
Organizational Structure	5
Decentralization	5
The Functional View of Organizations	5
Process Management	7
Lean Production	8
<i>The Lean Thinking Model</i>	8
The Theory of Constraints	10
Six Sigma	11
The Importance of Ethics in Business	12
Code of Conduct for Management Accountants	14
Company Codes of Conduct	14
Codes of Conduct on the International Level	17
Corporate Governance	17
The Sarbanes-Oxley Act of 2002	18
Enterprise Risk Management	19
Identifying and Controlling Business Risks	19
Corporate Social Responsibility	21
The Certified Management Accountant (CMA)	22
Summary	23
Glossary	24
Questions	25
Exercises	25
Problems	26
Research and Application	29

Chapter



Managerial Accounting and Cost Concepts	30
The Work of Management and the Need for Managerial Accounting Information	31
Planning	31
Directing and Motivating	32
Controlling	32
The End Results of Managers' Activities	33
The Planning and Control Cycle	33
Comparison of Financial and Managerial Accounting	33
Emphasis on the Future	34
Relevance of Data	34
Less Emphasis on Precision	35
Segments of an Organization	35
Generally Accepted Accounting Principles (GAAP)	35
Managerial Accounting—Not Mandatory	35
General Cost Classifications	36
Manufacturing Costs	36
<i>Direct Materials</i>	36
<i>Direct Labor</i>	37
<i>Manufacturing Overhead</i>	37
Nonmanufacturing Costs	38
Product Costs versus Period Costs	38
Product Costs	38
Period Costs	39
Prime Cost and Conversion Cost	39
Cost Classifications on Financial Statements	41
The Balance Sheet	41
The Income Statement	42
Schedule of Cost of Goods Manufactured	44
Product Cost Flows	45
Inventoriable Costs	46
An Example of Cost Flows	46

Cost Classifications for Predicting Cost Behavior 46

- Variable Cost 48
- Fixed Cost 49

Cost Classifications for Assigning Costs to Cost Objects 51

- Direct Cost 51
- Indirect Cost 51

Cost Classifications for Decision Making 52

- Differential Cost and Revenue 52
- Opportunity Cost 53
- Sunk Cost 54

- Summary 54
- Review Problem 1: Cost Terms 55
- Review Problem 2: Schedule of Cost of Goods Manufactured and Income Statement 56
- Glossary 57
- Questions 58
- Exercises 59
- Problems 64
- Cases 71
- Research and Application 73

- Appendix 2A: Further Classification of Labor Costs 73
- Appendix 2B: Cost of Quality 76

Chapter 3



Systems Design: Job-Order Costing 88

Process and Job-Order Costing 89

- Process Costing 89
- Job-Order Costing 89

Job-Order Costing—An Overview 90

- Measuring Direct Materials Cost 91
- Job Cost Sheet 92
- Measuring Direct Labor Cost 93
- Applying Manufacturing Overhead 94
 - Using the Predetermined Overhead Rate 95
- The Need for a Predetermined Rate 95
- Choice of an Allocation Base for Overhead Cost 96
- Computation of Unit Costs 98
- Summary of Document Flows 98

Job-Order Costing—The Flow of Costs 98

- The Purchase and Issue of Materials 98
 - Issue of Direct and Indirect Materials 100
- Labor Cost 100
- Manufacturing Overhead Costs 101
- Applying Manufacturing Overhead 102
 - The Concept of a Clearing Account 103
- Nonmanufacturing Costs 104
- Cost of Goods Manufactured 104
- Cost of Goods Sold 105
- Summary of Cost Flows 105

Problems of Overhead Application 109

- Underapplied and Overapplied Overhead 109
- Disposition of Underapplied or Overapplied Overhead Balances 110
 - Closed Out to Cost of Goods Sold 111
 - Allocated between Accounts 112
- Which Method Should Be Used for Disposing of Underapplied or Overapplied Overhead? 112
- A General Model of Product Cost Flows 112
- Multiple Predetermined Overhead Rates 113

Job-Order Costing in Service Companies 113
Use of Information Technology 114

- Summary 116
- Review Problem: Job-Order Costing 116
- Glossary 119
- Questions 119
- Exercises 120
- Problems 127
- Cases 138
- Research and Application 140

Appendix 3A: The Predetermined Overhead Rate and Capacity 141

Chapter 4



Systems Design: Process Costing 148

Comparison of Job-Order and Process Costing 149

- Similarities between Job-Order and Process Costing 149
- Differences between Job-Order and Process Costing 149

Contents

Cost Flows in Process Costing 150

- Processing Departments 150
- The Flow of Materials, Labor, and Overhead Costs 151
- Materials, Labor, and Overhead Cost Entries 152
 - Materials Costs 152
 - Labor Costs 152
 - Overhead Costs 152
- Completing the Cost Flows 153

Equivalent Units of Production 153

- Weighted-Average Method 155

Compute and Apply Costs 157

- Cost per Equivalent Unit—Weighted-Average Method 157
- Applying Costs—Weighted-Average Method 158
- Cost Reconciliation Report 159

Operation Costing 159

- Summary 160
- Review Problem: Process Cost Flows and Costing Units 160
- Glossary 163
- Questions 163
- Exercises 163
- Problems 168
- Cases 171

Appendix 4A: FIFO Method 172

Appendix 4B: Service Department Allocations 180

- Discretionary Fixed Costs 196
- The Trend toward Fixed Costs 197
- Is Labor a Variable or a Fixed Cost? 197
- Fixed Costs and the Relevant Range 198
- Mixed Costs 199


The Analysis of Mixed Costs 200

- Diagnosing Cost Behavior with a Scattergraph Plot 203
- The High-Low Method 206
- The Least-Squares Regression Method 208
- Multiple Regression Analysis 210

The Contribution Format Income Statement 210

- Why a New Income Statement Format? 211
- The Contribution Approach 211
- Summary 212
- Review Problem 1: Cost Behavior 212
- Review Problem 2: High-Low Method 213
- Glossary 214
- Questions 215
- Exercises 215
- Problems 219
- Cases 224
- Research and Application 225

Appendix 5A: Least-Squares Regression Computations 226



Cost Behavior: Analysis and Use 188

Types of Cost Behavior Patterns 189

- Variable Costs 189
 - The Activity Base 190
 - Extent of Variable Costs 191
- True Variable versus Step-Variable Costs 192
 - True Variable Costs 192
 - Step-Variable Costs 192
 - The Linearity Assumption and the Relevant Range 194
- Fixed Costs 194
 - Types of Fixed Costs 196
 - Committed Fixed Costs 196

Chapter **6**



Cost-Volume-Profit Relationships 233

The Basics of Cost-Volume-Profit (CVP) Analysis 234

- Contribution Margin 235
- CVP Relationships in Equation Form 237
- CVP Relationships in Graphic Form 238
 - Preparing the CVP Graph 238
- Contribution Margin Ratio (CM Ratio) 240
- Some Applications of CVP Concepts 242
 - Change in Fixed Cost and Sales Volume 242
 - Change in Variable Costs and Sales Volume 243
 - Change in Fixed Cost, Sales Price, and Sales Volume 244
 - Change in Variable Cost, Fixed Cost, and Sales Volume 245
 - Change in Selling Price 246

Target Profit and Break-Even Analysis 246

- Target Profit Analysis 246
 - The Equation Method* 246
 - The Formula Method* 246
 - Target Profit Analysis in Terms of Sales Dollars* 247
- Break-Even Analysis 248
 - Break-Even in Unit Sales* 248
 - Break-Even in Sales Dollars* 249
- The Margin of Safety 250

CVP Considerations in Choosing a Cost Structure 251

- Cost Structure and Profit Stability 251
- Operating Leverage 253

Structuring Sales Commissions 255

Sales Mix 256

- The Definition of Sales Mix 256
- Sales Mix and Break-Even Analysis 256

Assumptions of CVP Analysis 258

- Summary* 259
- Review Problem: QVP Relationships* 259
- Glossary* 262
- Questions* 262
- Exercises* 263
- Problems* 268
- Cases* 276
- Research and Application* 278

Chapter



Variable Costing: A Tool for Management 279

Overview of Absorption and Variable Costing 280

- Absorption Costing 280
- Variable Costing 280
- Selling and Administrative Expense 280
 - Summary of Differences* 280
- Absorption Costing Income Statement 282
- Variable Costing Contribution Format Income Statement 283.

Reconciliation of Variable Costing with Absorption Costing Income 284

Choosing a Costing Method 287

- The Impact on the Manager 287
- CVP Analysis and Absorption Costing 288

- Decision Making 288
- External Reporting and Income Taxes 289
- Advantages of Variable Costing and the Contribution Approach 289
- Variable Costing and the Theory of Constraints 290
- Impact of Lean Production 291

- Summary* 291
- Review Problem: Contrasting Variable and Absorption Costing* 292
- Glossary* 294
- Questions* 294
- Exercises* 294
- Problems* 298
- Cases* 304

Chapter



Activity-Based Costing: A Tool to Aid Decision Making 307

Activity-Based Costing: An Overview 308
How Costs Are Treated under Activity-Based Costing 309

- Nonmanufacturing Costs and Activity-Based Costing 309
- Manufacturing Costs and Activity-Based Costing 309
- Cost Pools, Allocation Bases, and Activity-Based Costing 309

Designing an Activity-Based Costing (ABC) System 312


- Steps for Implementing Activity-Based Costing* 314
- Step 1: Define Activities, Activity Cost Pools, and Activity Measures 315

The Mechanics of Activity-Based Costing 316

- Step 2: Assign Overhead Costs to Activity Cost Pools 316
- Step 3: Calculate Activity Rates 319
- Step 4: Assign Overhead Costs to Cost Objects 321
- Step 5: Prepare Management Reports 323

Comparison of Traditional and ABC Product Costs 326

- Product Margins Computed Using the Traditional Cost System 326
- The Differences between ABC and Traditional Product Costs 328



Targeting Process Improvements 331
Activity-Based Costing and External Reports 332
The Limitations of Activity-Based Costing 333

- Summary 334
- Review Problem: Activity-Based Costing 334
- Glossary 336
- Questions 337
- Exercises 337
- Problems 345
- Research and Application 348

Appendix 8A: ABC Action Analysis 349

- Summary 355
- Review Problem: Activity Analysis Report 356
- Glossary (Appendix 8A) 357

Appendix 8B: Using a Modified Form of Activity-Based Costing to Determine Product Costs for External Reports 360

Chapter



Profit Planning 368

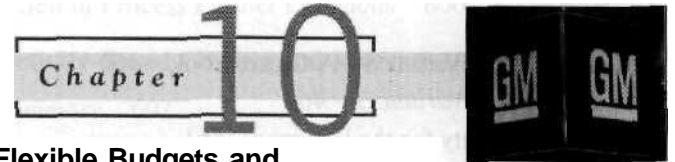
The Basic Framework of Budgeting 369

- Advantages of Budgeting 369
- Responsibility Accounting 369
- Choosing a Budget Period 370
- The Self-Imposed Budget 371
- Human Factors in Budgeting 372
- The Budget Committee 373
- The Master Budget: An Overview 374

Preparing the Master Budget 376

- The Sales Budget 377
- The Production Budget 378
- Inventory Purchases—Merchandising Company 380
- The Direct Materials Budget 380
- The Direct Labor Budget 382
- The Manufacturing Overhead Budget 383
- The Ending Finished Goods Inventory Budget 384
- The Selling and Administrative Expense Budget 385
- The Cash Budget 387
- The Budgeted Income Statement 390
- The Budgeted Balance Sheet 391

- Summary 393
- Review Problem: Budget Schedules 393
- Glossary 395
- Questions 396
- Exercises 397
- Problems 401
- Cases 413
- Research and Application 415



Flexible Budgets and Performance Analysis 417

Flexible Budgets 418

- Characteristics of a Flexible Budget 418
- Deficiencies of the Static Planning Budget 418
- How a Flexible Budget Works 421


Flexible Budget Variances 421

- Activity Variances 422
- Revenue and Spending Variances 423
- A Performance Report Combining Activity and Revenue and Spending Variances 424
- Performance Reports in Nonprofit Organizations 426
- Performance Reports in Cost Centers 427

Flexible Budgets with Multiple Cost Drivers 427

Some Common Errors 429

- Summary 430
- Review Problem: Variance Analysis Using a Flexible Budget 431
- Glossary 432
- Questions 433
- Exercises 433
- Problems 441
- Cases 446



Standard Costs and Operating Performance Measures 450

Standard Costs—Management by Exception 452

- Who Uses Standard Costs? 453

Setting Standard Costs 453

- Ideal versus Practical Standards 454
- Setting Direct Materials Standards 455
- Setting Direct Labor Standards 456
- Setting Variable Manufacturing Overhead Standards 457

A General Model for Variance Analysis 457

- Price and Quantity Variances 457

Using Standard Costs—Direct Materials Variances 458

- Materials Price Variance—A Closer Look 460
 - Isolation of Variances* 461
 - Responsibility for the Variance* 461
- Materials Quantity Variance—A Closer Look 462

Using Standard Costs—Direct Labor Variances 463

- Labor Rate Variance—A Closer Look 464
- Labor Efficiency Variance—A Closer Look 464

Using Standard Costs—Variable Manufacturing Overhead Variances 465

- Manufacturing Overhead Variances—A Closer Look 466

Variance Analysis and Management by Exception 468

International Uses of Standard Costs 469

Evaluation of Controls Based on Standard Costs 470

- Advantages of Standard Costs 470
- Potential Problems with the Use of Standard Costs 470

Operating Performance Measures 471

- Delivery Cycle Time 471
- Throughput (Manufacturing Cycle) Time 471
- Manufacturing Cycle Efficiency (MCE) 472

Summary 473

Review Problem: Standard Costs 474

Glossary 476

Questions 477

Exercises 477

Problems 480

Cases 487

Appendix 11A: Predetermined Overhead Rates and Overhead Analysis in a Standard Costing System 489

Appendix 11B: Journal Entries to Record Variances 501

Chapter 12



Segment Reporting, Decentralization, and the Balanced Scorecard 507

Decentralization in Organizations 508

- Advantages and Disadvantages of Decentralization 508

Responsibility Accounting 509

- Cost, Profit, and Investment Centers 509
 - Cost Center* 509
 - Profit Center* 509
 - Investment Center* 511
- An Organizational View of Responsibility Centers 511

Decentralization and Segment Reporting 511

- Building a Segmented Income Statement 512
- Levels of Segmented Statements 514
- Sales and Contribution Margin 516
- Traceable and Common Fixed Costs 516
 - Identifying Traceable Fixed Costs* 516
 - Activity-Based Costing* 517
- Traceable Costs Can Become Common Costs 517
- Segment Margin 518
- Segmented Financial Information in External Reports 520

Hindrances to Proper Cost Assignment 520

- Omission of Costs 520
- Inappropriate Methods for Assigning Traceable Costs among Segments 521
 - Failure to Trace Costs Directly* 521
 - Inappropriate Allocation Base* 521
- Arbitrarily Dividing Common Costs among Segments 521

Evaluating Investment Center Performance—Return on Investment 522

- The Return on Investment (ROI) Formula 522
- Net Operating Income and Operating Assets Defined 523
- Understanding ROI 523
- Criticisms of ROI 526

Residual Income 526

- Motivation and Residual Income 528
- Divisional Comparison and Residual Income 529**

Balanced Scorecard 529

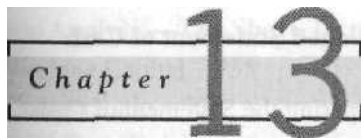
- Common Characteristics of Balanced Scorecards 530
- A Company's Strategy and the Balanced Scorecard 533
- Tying Compensation to the Balanced Scorecard 535
- Advantages of Timely and Graphic Feedback 535
- Summary 536
- Review Problem 1: Segmented Statements 537
- Review Problem 2: Return on Investment (ROI) and Residual Income 538
- Glossary 539
- Questions 539
- Exercises 540
- Problems 546
- Cases 555
- Research and Application 557
- Research and Application 558

Appendix 12A: Transfer Pricing 558

- Review Problem 3: Transfer Pricing 564
- Glossary (Appendix 12A) 566

Appendix 12B: Service Department Charges 570

- Glossary (Appendix 12B) 574



Relevant Costs for Decision Making 578

Cost Concepts for Decision Making 579

- Identifying Relevant Costs and Benefits 579
- Different Costs for Different Purposes 580
- An Example of Identifying Relevant Costs and Benefits 581
- Reconciling the Total and Differential Approaches 583
- Why Isolate Relevant Costs? 585

Adding and Dropping Product Lines and Other Segments 586

- An Illustration of Cost Analysis 586
- A Comparative Format 588
- Beware of Allocated Fixed Costs 588

The Make or Buy Decision 589

- Strategic Aspects of the Make or Buy Decision 590
- An Example of Make or Buy 590

Opportunity Cost 592

Special Orders 593

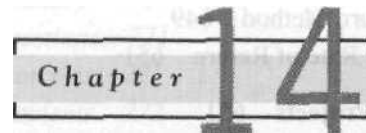
- Contribution Margin per Unit of the Constrained Resource 595
- Managing Constraints 596
- The Problem of Multiple Constraints 598

Joint Product Costs and the Contribution Approach 598

- The Pitfalls of Allocation 599
- Sell or Process Further Decisions 600

Activity-Based Costing and Relevant Costs 602

- Summary 602
- Review Problem: Relevant Costs 602
- Glossary 604
- Questions 604
- Exercises 603
- Problems 612
- Cases 620



Capital Budgeting Decisions 627

Capital Budgeting—Planning Investments 628

- Typical Capital Budgeting Decisions 628
- The Time Value of Money 628

Discounted Cash Flows—The Net Present Value Method 629

- The Net Present Value Method Illustrated 629
- Emphasis on Cash Flows 631
- Typical Cash Outflows 631
- Typical Cash Inflows 631
- Recovery of the Original Investment 632
- Simplifying Assumptions 633
- Choosing a Discount Rate 633
- An Extended Example of the Net Present Value Method 634

Discounted Cash Flows—The Internal Rate of Return Method 635

- The Internal Rate of Return Method Illustrated 635
- Salvage Value and Other Cash Flows 636
- Using the Internal Rate of Return 636
- The Cost of Capital as a Screening Tool 636

Comparison of the Net Present Value and Internal Rate of Return Methods 637

Expanding the Net Present Value Method 638

- The Total-Cost Approach 638
- The Incremental-Cost Approach 638
- Least-Oast Decisions 640

Uncertain Cash Flows 641

- An-Example 641
- Real Options 642

Preference Decisions—The Ranking of Investment Projects 643

- Internal Rate of Return Method 643
- Net Present Value Method 644

Other Approaches to Capital Budgeting Decisions 645

- The Payback Method 645
- Evaluation of the Payback Method 646
- An Extended Example of Payback 647
- Payback and Uneven Cash Flows 649
- The Simple Rate of Return Method 649
- Criticisms of the Simple Rate of Return 651

Postaudit of Investment Projects 651

- Summary 652
- Review Problem: Comparison of Capital Budgeting Methods 653
- Glossary 654
- Questions 655
- Exercises 655
- Problems 659
- Cases 668

Appendix 14A: The Concept of Present Value 671

Glossary (Appendix 14A) 671

Appendix 14B: Present Value Tables 677

Appendix 14C: Income Taxes in Capital Budgeting Decisions 679

Glossary (Appendix 14C) 675

tit

u- Mr.W lcnijjf:! aril yn«^:T

Chapter 15



"How Well Am I Doing?" Statement of Cash Flows 687

The Basic Approach to a Statement of Cash Flows 689

- Definition of Cash 689
- Constructing the Statement of Cash Flows Using Changes in Noncash Balance Sheet Accounts 689

An Example of a Simplified Statement of Cash Flows 691

- Constructing a Simplified Statement of Cash Flows 691
- The Need for a More Detailed Statement 693

Organization of the Full-Fledged Statement of Cash Flows 694

- Operating Activities 695
- Investing Activities 695
- Financing Activities 695

Other Issues in Preparing the Statement of Cash Flows 696

- Cash Flows: Gross or Net? 696
- Operating Activities: Direct or Indirect Method? 696

An Example of a Full-Hedged Statement of Cash Flows 697

- Eight Basic Steps to Preparing the Statement of Cash Flows 697
- Setting Up the Worksheet (Steps 1 - 4) 698
- Adjustments to Reflect Gross, Rather than Net, Amounts (Step 5) 700
- Classifying Entries as Operating, Investing, or Financing Activities (Step 6) 701
- The Completed Statement of Cash Flows (Steps 7 and 8) 702
- Interpretation of the Statement of Cash Flows 703
- Depreciation, Depletion, and Amortization 704
- Free Cash Flow 704

Summary 705

Review Problem 706

Glossary 708

Questions 709

Exercises 709

Problems 712

Research and Application 718

Appendix 15A: The Direct Method of Determining the Net Cash Provided by Operating Activities 718

Chapter 16



"How Well Am I Doing?"

Financial Statement Analysis 723

Limitations of Financial Statement Analysis 724

- Comparison of Financial Data 724
- The Need to Look beyond Ratios 724

Statements in Comparative and Common-Size Form 724

- Dollar and Percentage Changes on Statements 725
- Common-Size Statements 728

Ratio Analysis—The Common Stockholder 730

- Earnings per Share 730
- Price-Earnings Ratio 731
- Dividend Payout and Yield Ratios 731
 - The Dividend Payout Ratio* 731
 - The Dividend Yield Ratio* 732
- Return on Total Assets 732
- Return on Common Stockholders' Equity 733
- Financial Leverage 733
- Book Value per Share 733

Ratio Analysis—The Short-Term Creditor 735

- Working Capital 735
- Current Ratio 735
- Acid-Test (Quick) Ratio 736
- Accounts Receivable Turnover 736
- Inventory Turnover 737

Ratio Analysis—The Long-Term Creditor 738

- Times Interest Earned Ratio 738
- Debt-to-Equity Ratio 738

Summary of Ratios and Sources of Comparative Ratio Data 739

- Summary* 741
- Review Problem: Selected Ratios and Financial Leverage* 741
- Glossary* 744
- Questions* 744
- Exercises* 744
- Problems* 749
- Case* 759
- Research and Application* 759

Appendix



Pricing Products and Services 761

Introduction 762

The Economists' Approach to Pricing 762

- Elasticity of Demand 762
- The Profit-Maximizing Price 763

The Absorption Costing Approach to Cost-Plus Pricing 766

- Setting a Target Selling Price Using the Absorption Costing Approach 766
- Determining the Markup Percentage 767
- Problems with the Absorption Costing Approach 768

Target Costing 769

- Reasons for Using Target Costing 769
- An Example of Target Costing 770

Summary 770

Glossary 771

Questions 771

Exercises 771

Problems 772

Appendix



Profitability Analysis 777

Introduction 778

Absolute Profitability 778

Relative Profitability 779

Volume Trade-Off Decisions 781

Managerial Implications 782

Summary 785

Glossary 785

Questions 785

Exercises 786

Problems 787

Case 789

Index 793